

## Flanged Resilient Swing Check Valve (H44X2/ H44X2A), UL/FM/LPCB Approved

0C3073.7

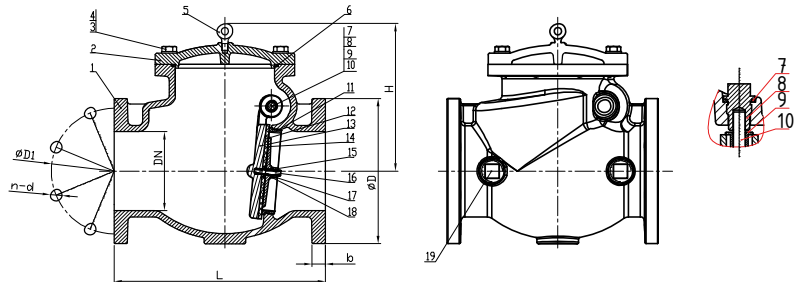


H44X2



NSF/ANSI 61 NSF/ANSI 372

- Connection Ends: Flange to ASME B16.1
- Working Pressure: 300PSI/363PSI  
200PSI and 250PSI available upon request
- Temperature Range: 0°C - 80°C
- Coating: Fusion Bonded Epoxy Coating in accordance with ANSI/AWWA C550



### MATERIAL SPECIFICATION

Part No.	Part	Standard Specification
1	Body	Ductile Iron 65-45-12
2	Bonnet	Ductile Iron 65-45-12
3	Bolts	Carbon Steel Zinc Plated
4	Washer	Carbon Steel Zinc Plated
5	Eye Bolt	Carbon Steel Zinc Plated
6	O-Ring	NBR
7	Washer	PTFE
8	Plug	AISI 304
9	Pin	AISI 420
10	Seat Ring	Bronze ASTM B62
11	Seal	EPDM
12	Disc	Ductile Iron 65-45-12
13	Plate	Ductile Iron 65-45-12(6"-12") AISI 304(2"-4")
14	Nut	AISI 304
15	Bolt	AISI 304
16	Spring Washer	AISI 304
17	Flat Washer	AISI 304
18	Plug	Tin bronze

Note: For special material request other than standard specification, please indicate clearly on the inquiry or order list.

DN		Dimensions(mm)						
Inch	mm	L		D	D1	b	n-Φd	H
		Standard	Optional					
2"	50	203	203	152	120.5	16	4-Φ19.1	133
2.5"	65	254	216	178	139.5	17.5	4-Φ19.1	150
3"	80	278	241	191	152.5	19	4-Φ19.1	150
4"	100	330	292	229	190.5	24	8-Φ19.1	218
6"	150	406	356	279	241.5	25.5	8-Φ22.2	290
8"	200	495	495	343	298.5	28.5	8-Φ22.2	330
10"	250	622	622	406	362	30.5	12-Φ25.4	350
12"	300	660	698	483	432	32	12-Φ25.4	376

Note: Standard of Face-to-Face in according with AWWA C508.  
Optional of Face-to-Face in according with ASME B16.10 CL125.

# CERTIFICATE OF COMPLIANCE

**Certificate Number** EX16203  
**Report Reference** EX16203-2013-10-15  
**Date** 2022-July-06

**Issued to:** JINAN MEIDE CASTING CO LTD  
Meide Science and Technology Park  
Pingyin Industrial Park  
JINAN SHANDONG 250400 CN

**This is to certify that** CHECK VALVES  
**representative samples of** See Addendum Page for Product Designation(s).

Have been evaluated by UL in accordance with the  
Standard(s) indicated on this Certificate.

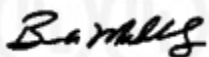
**Standard(s) for Safety:** ANSI/CAN/UL/ULC-312 Standard for Check Valves for  
Fire-Protection Service

**Additional Information:** See the UL Online Certifications Directory at  
<https://iq.ulprospector.com> for additional information

This Certificate of Compliance indicates that representative samples of the product described in the certification report have met the requirements for UL certification. It does not provide authorization to apply the UL Mark. Only the Authorization Page that references the Follow-Up Services Procedure for ongoing surveillance provides authorization to apply the UL Mark.

Only those products bearing the UL Mark should be considered as being UL Certified and covered under UL's Follow-Up Services.

Look for the UL Certification Mark on the product.



Bruce Mahrenholz, Director North American Certification Program

UL LLC

Any information and documentation involving UL Mark services are provided on behalf of UL LLC (UL) or any authorized licensee of UL. For questions, please contact a local UL Customer Service Representative at <http://ul.com/aboutul/locations/>



# CERTIFICATE OF COMPLIANCE

**Certificate Number** EX16203  
**Report Reference** EX16203-2013-10-15  
**Date** 2022-July-06

This is to certify that representative samples of the product as specified on this certificate were tested according to the current UL requirements

Model H44X2-363, H44X2-PN10, H44X2-300, H44X2-PN16, H44X2-200, H44X2-PN25,  
Model H84X-363, H84X-300, H84X-250, H84X-200, H84X-PN16, H84X-PN10,  
Model H44X2A-363, H44X2A-300, H44X2A-250, H44X2A-200, H44X2A-PN16, H44X2A-PN10,  
Model DH77XSR-300, DH77XSR-250, DH77XSR-200, DH77XSR-PN16, DH77XSR-PN10,

Model H84XF4-363, H84XF4-300, H84XF4-250, H84XF4-200, H84XF4-PN16, H84XF4-PN10,  
Model H24X-363

Note: Model H44X2(A)-363/300/(250)/200 and H44X2(A)-PN16/(10) have same construction except different flange type and Model H44X2(A)-363 add 5 inch size and Model H44X2-363 add plug on body. The check valves are intended for installation in both the horizontal and vertical positions.

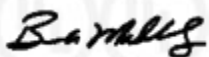
Model H84X series have same construction except rated pressure. Model H84X-363 is identical with current listed product model H84X-300 except higher pressure rating, plug material change to MI and add 5 inches size.

Model H84XF4 series have same construction with H84X except add side plug on body. Model H84XF4-363 is identical with current listed product model H84XF4-300 except higher pressure rating, plug material change to MI and add 5 inches size.

Model DH77XSR-300/250/200/PN16/PN10 has different construction with the above mentioned models; it is also intended for installation in both the horizontal and vertical positions.

Model H24X-363 is identical with current listed models with 363 psi rated pressure except for end configuration.

Model H44X2-PN25 is similar to current listed Model H44X-363 except for no plug and different end configuration designation.



Bruce Mahrenholz, Director North American Certification Program

UL LLC



Any information and documentation involving UL Mark services are provided on behalf of UL LLC (UL) or any authorized licensee of UL. For questions, please contact a local UL Customer Service Representative at <http://ul.com/aboutul/locations/>



# Certificate of Compliance

This certificate is issued for the following:

## Swing Check Valves

Models H44X2, H44X2A, H84X and H84XF4  
(see full listing attached)

### Prepared for:

Jinan Meide Casting Co Ltd  
Meide Science and Technology Park  
Pingyin Industrial Park  
Jinan, Shandong 250400  
China

FM Approvals Class: 1210 (June 2004)

Approval Identification: PR456599

Approval Granted: November 18, 2020

To verify the product continues to be Approved please refer to [www.approvalguide.com](http://www.approvalguide.com).

Said Approval is subject to satisfactory field performance, continuing Surveillance Audits, and strict conformity to the constructions as shown in the Approval Guide, an online resource of FM Approvals.

A handwritten signature in black ink, appearing to read 'D.B. Fuller', is written over a horizontal line.

David B. Fuller  
VP, Manager – Fire Protection  
FM Approvals  
1151 Boston-Providence Turnpike  
Norwood, MA 02062



*Member of the FM Global Group*



# Certificate of Compliance

Model No	Description	Valve Size		Rated Working Pressure		Remarks
		in	(mm)	psi	(kPa)	
H44X2-200	Swing Check Valve Flanged Ends	2, 2 1/2, 3, 4, 5, 6, 8, 10, 12	(50, 65, 80, 100, 125, 150, 200, 250, 300)	200	(1380)	a
H44X2-PN10	Swing Check Valve Flanged Ends	2, 2 1/2, 3, 4, 5, 6, 8, 10, 12	(50, 65, 80, 100, 125, 150, 200, 250, 300)	175	(1205)	a
H44X2-PN16	Swing Check Valve Flanged Ends	2, 2 1/2, 3, 4, 5, 6, 8, 10, 12	(50, 65, 80, 100, 125, 150, 200, 250, 300)	232	(1600)	a
H44X2-250	Swing Check Valve Flanged Ends	2, 2 1/2, 3, 4, 5, 6, 8, 10, 12	(50, 65, 80, 100, 125, 150, 200, 250, 300)	232	(1600)	a
H44X2-300	Swing Check Valve Flanged Ends	2, 2 1/2, 3, 4, 5, 6, 8, 10, 12	(50, 65, 80, 100, 125, 150, 200, 250, 300)	300	(2070)	a
H44X2-363	Swing Check Valve Flanged Ends	2, 2 1/2, 3, 4, 5, 6, 8, 10, 12	(50, 65, 80, 100, 125, 150, 200, 250, 300)	363	(2505)	a
H44X2A-PN10	Swing Check Valve Flanged Ends	2, 2 1/2, 3, 4, 5, 6, 8, 10, 12	(50, 65, 80, 100, 125, 150, 200, 250, 300)	175	(1205)	a
H44X2A-200	Swing Check Valve Flanged Ends	2, 2 1/2, 3, 4, 5, 6, 8, 10, 12	(50, 65, 80, 100, 125, 150, 200, 250, 300)	200	(1380)	a
H44X2A-PN16	Swing Check Valve Flanged Ends	2, 2 1/2, 3, 4, 5, 6, 8, 10, 12	(50, 65, 80, 100, 125, 150, 200, 250, 300)	232	(1600)	a
H44X2A-250	Swing Check Valve Flanged Ends	2, 2 1/2, 3, 4, 5, 6, 8, 10, 12	(50, 65, 80, 100, 125, 150, 200, 250, 300)	250	(1725)	a
H44X2A-300	Swing Check Valve Flanged Ends	2, 2 1/2, 3, 4, 5, 6, 8, 10, 12	(50, 65, 80, 100, 125, 150, 200, 250, 300)	300	(2070)	a
H44X2A-363	Swing Check Valve Flanged Ends	2, 2 1/2, 3, 4, 5, 6, 8, 10, 12	(50, 65, 80, 100, 125, 150, 200, 250, 300)	363	(2505)	a
H84X-200	Swing Check Valve Grooved Ends	2, 2 1/2, 3, 4, 5, 6, 8, 10, 12	(50, 65, 80, 100, 125, 150, 200, 250, 300)	200	(1380)	a





# Certificate of Compliance

Model No	Description	Valve Size		Rated Working Pressure		Remarks
		in	(mm)	psi	(kPa)	
H84X-200	Swing Check Valve Grooved Ends		76.1, 139.7, 165.1	200	(1380)	a
H84X-250	Swing Check Valve Grooved Ends	2, 2 1/2, 3, 4, 5, 6, 8, 10, 12	(50, 65, 80, 100, 125, 150, 200, 250, 300)	250	(1725)	a
H84X-250	Swing Check Valve Grooved Ends		76.1, 139.7, 165.1	250	(1725)	a
H84X-300	Swing Check Valve Grooved Ends	2, 2 1/2, 3, 4, 5, 6, 8, 10, 12	(50, 65, 80, 100, N/A, 200, 250, 300)	300	(2070)	a
H84X-300	Swing Check Valve Grooved Ends		76.1, 139.7, 165.1	300	(2070)	a
H84X-363	Swing Check Valve Grooved Ends	2, 2 1/2, 3, 4, 5, 6, 8, 10, 12	(50, 65, 80, 100, 125, 150, 200, 250, 300)	363	(2505)	a
H84X-363	Swing Check Valve Grooved Ends		76.1, 139.7, 165.1	363	(2505)	a
H84X-PN10	Swing Check Valve Grooved Ends	2, 2 1/2, 3, 4, 5, 6, 8, 10, 12	(50, 65, 80, 100, 125, 150, 200, 250, 300)	175	(1205)	a
H84X-PN10	Swing Check Valve Grooved Ends		76.1, 139.7, 165.1	175	(1205)	a
H84X-PN16	Swing Check Valve Grooved Ends	2, 2 1/2, 3, 4, 5, 6, 8, 10, 12	(50, 65, 80, 100, 125, 150, 200, 250, 300)	232	(1600)	a
H84X-PN16	Swing Check Valve Grooved Ends		76.1, 139.7, 165.1	232	(1600)	a
H84XF4-200	Swing Check Valve Grooved Ends	2, 2 1/2, 3, 4, 5, 6, 8, 10, 12	(50, 65, 80, 100, 125, 150, 200, 250, 300)	200	(1380)	a
H84XF4-200	Swing Check Valve Grooved Ends		76.1, 139.7, 165.1	200	(1380)	a



Member of the FM Global Group



## Certificate of Compliance

Model No	Description	Valve Size		Rated Working Pressure		Remarks
		in	(mm)	psi	(kPa)	
H84XF4-250	Swing Check Valve Grooved Ends	2, 2 1/2, 3, 4, 5, 6, 8, 10, 12	(50, 65, 80, 100, 125, 150, 200, 250, 300)	250	(1725)	a
H84XF4-250	Swing Check Valve Grooved Ends		76.1, 139.7, 165.1	250	(1725)	a
H84XF4-300	Swing Check Valve Grooved Ends	2, 2 1/2, 3, 4, 5, 6, 8, 10, 12	(50, 65, 80, 100, 125, 150, 200, 250, 300)	300	(2070)	a
H84XF4-300	Swing Check Valve Grooved Ends		76.1, 139.7, 165.1	300	(2070)	a
H84XF4-363	Swing Check Valve Grooved Ends	2, 2 1/2, 3, 4, 5, 6, 8, 10, 12	(50, 65, 80, 100, 125, 150, 200, 250, 300)	363	(2505)	a
H84XF4-363	Swing Check Valve Grooved Ends		76.1, 139.7, 165.1	363	(2505)	a
H84XF4-PN10	Swing Check Valve Grooved Ends	2, 2 1/2, 3, 4, 5, 6, 8, 10, 12	(50, 65, 80, 100, 125, 150, 200, 250, 300)	175	(1205)	a
H84XF4-PN10	Swing Check Valve Grooved Ends		76.1, 139.7, 165.1	175	(1205)	a
H84XF4-PN16	Swing Check Valve Grooved Ends	2, 2 1/2, 3, 4, 5, 6, 8, 10, 12	(50, 65, 80, 100, 125, 150, 200, 250, 300)	232	(1600)	a
H84XF4-PN16	Swing Check Valve Grooved Ends		76.1, 139.7, 165.1	232	(1600)	a



Member of the FM Global Group